

LET'S GROW SOUTH AFRICA TOGETHER

MAKE YOUR VOTE COUNT



8 MAY 2019



A BETTER LIFE FOR ALL

#GrowSouthAfrica
#VoteANC

www.voteanc.org.za

1. CHECK YOUR REGISTRATION STATUS



The registration period has closed.

If you've registered and voted in the past you can still check your status by SMSing your ID number to 32810 [R1 PER SMS], or you can visit www.elections.org.za

2. YOU MUST VOTE WHERE YOU REGISTERED



Make sure you go to the correct **voting station** and **district** in which you are registered.

Every voting station is marked by large, clear signs outside.

3. DON'T FORGET YOUR ID



You must bring a **valid South African identity document** in the form of a green ID book, a smartcard ID or a valid temporary ID certificate.

The barcode on your ID will be scanned.

4. INSIDE THE VOTING STATION



Inside the voting station your name will be marked off the voters roll. If you have no address on the roll you will be asked to provide details of where you live.

Your left thumb will be marked with a special **election ink**. This stain will not come off for several days to prevent anyone from voting more than once.

5. THERE ARE TWO BALLOT PAPERS



You will be given **two ballot papers**:

- one for the **national election**
- one for the **provincial election**

Look for the ANC name, symbol and photo of the President on the ballot paper. The ANC is fourth from the top on the national and second or third on the provincial ballot papers.

6. OUTSIDE YOUR VOTING DISTRICT ON ELECTION DAY



If you are outside your voting district on election day, **you can vote at any voting station** but it will take longer as you will have to fill in a special form.

If you are outside your province, you will only get a **national ballot paper**.

7. MAKE YOUR MARK CORRECTLY



Your vote is your secret, so do not tell anyone in the voting station who you're voting for.

In the voting booth, make a **clear X** in box **next to the political party** you support.

Ensure you **make only one mark** on each ballot paper to avoid a spoiled ballot.



8. NO SELFIES ALLOWED



To protect the integrity of the voting process, it is **illegal to take photographs** with your marked ballot paper.

Instead, voters are **encouraged** to take pictures of their **marked thumbs** to show they have voted.

9. YOU CAN ASK FOR HELP



If you have a **physical disability** or a **visual impairment**, you can ask someone older than 18 to assist you, or **ask for help** from a presiding election officer.

Illiterate voters can ask for help from the presiding officer or can vote by just looking for the party symbol and making a x in the box next to it.

(An observer and, if available, **2 agents from different parties** must be present.)

10. YOU CAN FIX A MISTAKE



If you **make a mistake** marking your ballot paper, **DO NOT** put it in the ballot box.

Call an IEC official to cancel your paper and give you a new one. You can only ask for a new ballot twice.


11. YOU CAN WEAR WHAT YOU LIKE



Voters are allowed to wear T-shirts and other items **showing their party affiliation**.

However, **party agents** are **PROHIBITED** from doing so.

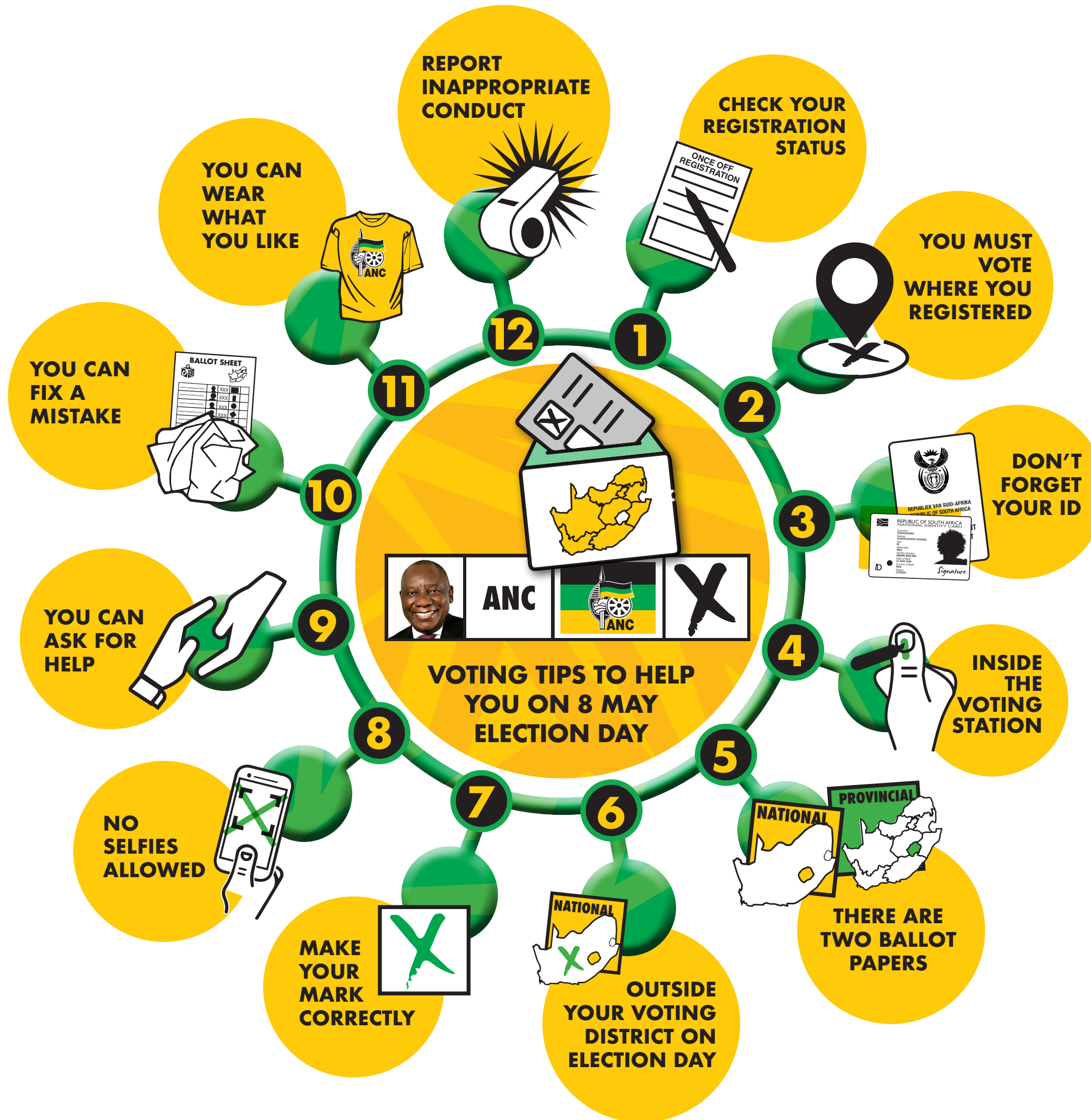
12. REPORT INAPPROPRIATE CONDUCT



Presiding officers at the voting station are **responsible** for ensuring our elections are **free and fair**.

If you see any **inappropriate conduct**, suspect your ballot paper has been **tampered** with, or if you are being **intimidated**, make sure you report this to the officers.

Political parties are **NOT ALLOWED** to **campaign** near voting stations.




THE POWER IS IN YOUR HANDS
YOUR VOTE IS YOUR SECRET!
YOUR VOTE IS YOUR CHOICE!
YOUR VOTE IS YOUR FUTURE!

! No one will know who you voted for.
 Your name and identity number do not appear on the ballot paper.



A BETTER LIFE FOR ALL



#GrowSouthAfrica
#VoteANC

www.voteanc.org.za