

# LET'S GROW SOUTH AFRICA TOGETHER

MAKE YOUR VOTE COUNT



8 MAY 2019




A BETTER LIFE FOR ALL

#GrowSouthAfrica  
#VoteANC

[www.voteanc.org.za](http://www.voteanc.org.za)

## 1. WHO CAN VOTE?



All **South African citizens** OVER **18** can vote.

You must be registered on the **voters' roll** at the voting station in your voting district.

## 2. ARE YOU REGISTERED?



**SMS** your ID number to **32810** (R1 per SMS) to check which voting district you are registered in and where your voting station is.

## 3. WHEN YOU CAN VOTE?



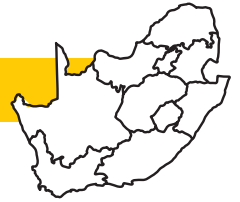
On **8 MAY, Election Day** you must go to the **voting station** where you registered as a voter. Do not forget to bring your **ID**.

## 4. WHAT ARE WE VOTING FOR?



- We **vote** for political parties who send **Members of Parliament (MPs)** and **Members of the Provincial Legislature (MPLs)** to represent the people.
- They ensure government uses our taxes to **deliver services** to the people of South Africa.

## 5. NATIONAL MPs



- **Represent** us in Parliament
- Decide on **policies and laws**
- **Approve budgets** and annual reports for all departments
- Monitor government **delivery and spending**

*Provincial MPLs do the same at provincial level.*



## 6. WHAT ARE WE VOTING FOR?

**VOTE ANC**


We fought hard to win the right to vote – USE IT.

**YOUR FUTURE IS IN YOUR HANDS.**

Do not let others decide for you.

A vote for the ANC means we will:

- Continue to **protect the poor** with social grants
- Grow the **economy and jobs**
- Provide **free education**
- Provide **housing and services** to those in need.



## THE VOTING PROCESS

1

Go to your voting station. Show your **identity document** (or smart card ID/temporary ID certificate). An IEC official will **scan the barcode**.

2

Inside the voting station, an official will check your ID and **cross** your name **off the voters' roll**. (You do not have to give proof of address.)

3

Your **hands** will be **checked** to make sure you have not already voted. If your hands are unmarked, your **thumbnail** will be **marked** with ink.

4

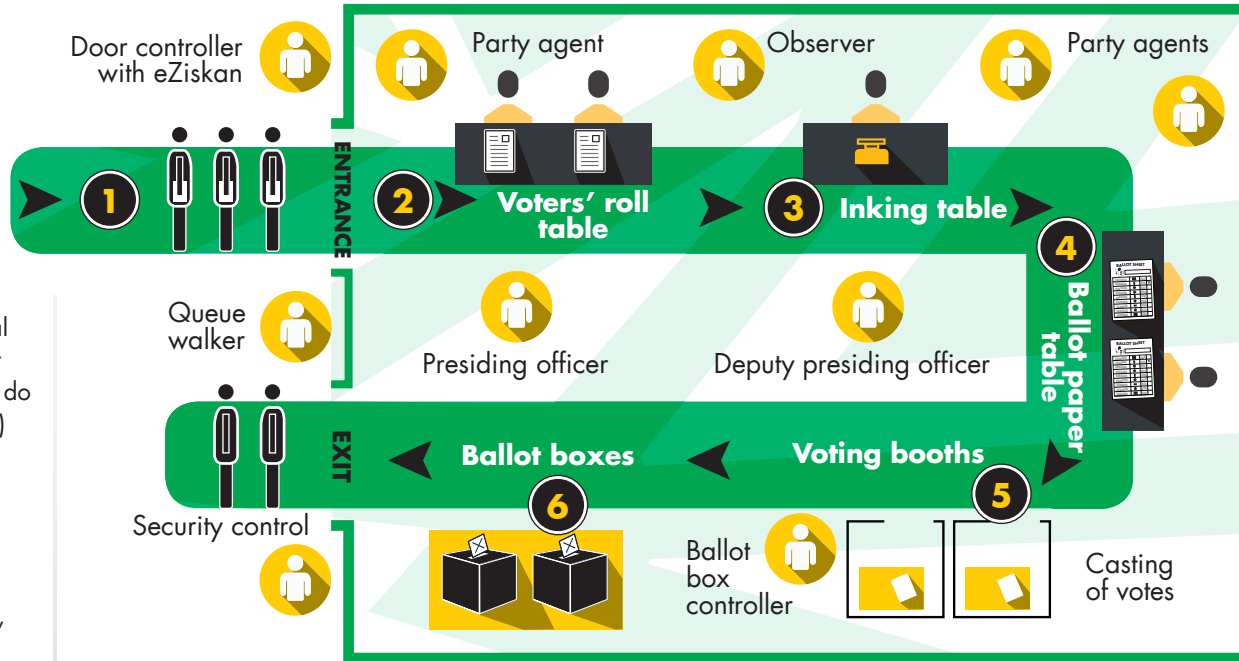
You will be given **two ballots**: one **national** and one **provincial**. These will be stamped at the back.

5

Go into the booth and make a **cross** in the box next to the name and symbol of your chosen **political party**.

6

**Fold the ballots** in half so no one can see who you voted for. Put the ballot papers in the **correct ballot boxes**.



Look for:

- a-** African National Congress
- b-** ANC **symbol and flag**
- c-** **ANC**
- d-** Picture of the **President**

Make your **X** **inside** the **empty block** next to the ANC. (Be careful not to choose another party that looks or sounds similar.)

If you need **help**, ask an **official** for **ASSISTANCE**



If you are **disabled**, or illiterate, you can bring someone **over 18** to vote for you, or ask for help from officials. (If officials help you to vote, **two party agents** must observe.)

A **SPECIAL VOTE** allows a registered voter, who **can't vote** at their voting station **on election day**, to apply to vote on a predetermined day before election day **OR** can't travel to your voting station because you are physically infirm, disabled or pregnant.

**Make an appointment to visit your local IEC office.**

**THE POWER IS IN YOUR HANDS**  
**YOUR VOTE IS YOUR SECRET!**  
**YOUR VOTE IS YOUR CHOICE!**  
**YOUR VOTE IS YOUR FUTURE!**

**No one will know who you voted for.**  
 Your name and identity number do not appear on the ballot paper.



**A BETTER LIFE FOR ALL**



#GrowSouthAfrica  
 #VoteANC

[www.voteanc.org.za](http://www.voteanc.org.za)