

LET'S GROW SOUTH AFRICA TOGETHER

MAKE YOUR VOTE COUNT



8 MAY 2019




A BETTER LIFE FOR ALL

#GrowSouthAfrica
#VoteANC

www.voteanc.org.za

1. WHO CAN VOTE?



All **South African citizens** OVER **18** can vote.

You must be registered on the **voters' roll** at the voting station in your voting district.

2. ARE YOU REGISTERED?



SMS your ID number to **32810** (R1 per SMS) to check which voting district you are registered in and where your voting station is.

3. WHEN YOU CAN VOTE?



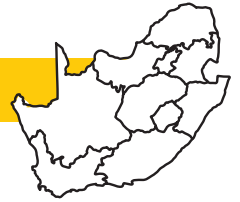
On **8 MAY, Election Day** you must go to the **voting station** where you registered as a voter. Do not forget to bring your **ID**.

4. WHAT ARE WE VOTING FOR?



- We **vote** for political parties who send **Members of Parliament (MPs)** and **Members of the Provincial Legislature (MPLs)** to represent the people.
- They ensure government uses our taxes to **deliver services** to the people of South Africa.

5. NATIONAL MPs



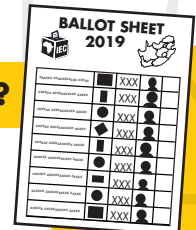
- **Represent** us in Parliament
- Decide on **policies and laws**
- **Approve budgets** and annual reports for all departments
- Monitor government **delivery and spending**

Provincial MPLs do the same at provincial level.



6. WHAT ARE WE VOTING FOR?

VOTE ANC 



We fought hard to win the right to vote – USE IT.

YOUR FUTURE IS IN YOUR HANDS.

Do not let others decide for you.

A vote for the ANC means we will:

- Continue to **protect the poor** with social grants
- Grow the **economy and jobs**
- Provide **free education**
- Provide **housing and services** to those in need.

THE VOTING PROCESS

1

Go to your voting station. Show your **identity document** (or smart card ID/temporary ID certificate). An IEC official will **scan the barcode**.

2

Inside the voting station, an official will check your ID and **cross** your name **off the voters' roll**. (You do not have to give proof of address.)

3

Your **hands** will be **checked** to make sure you have not already voted. If your hands are unmarked, your **thumbnail** will be **marked** with ink.

4

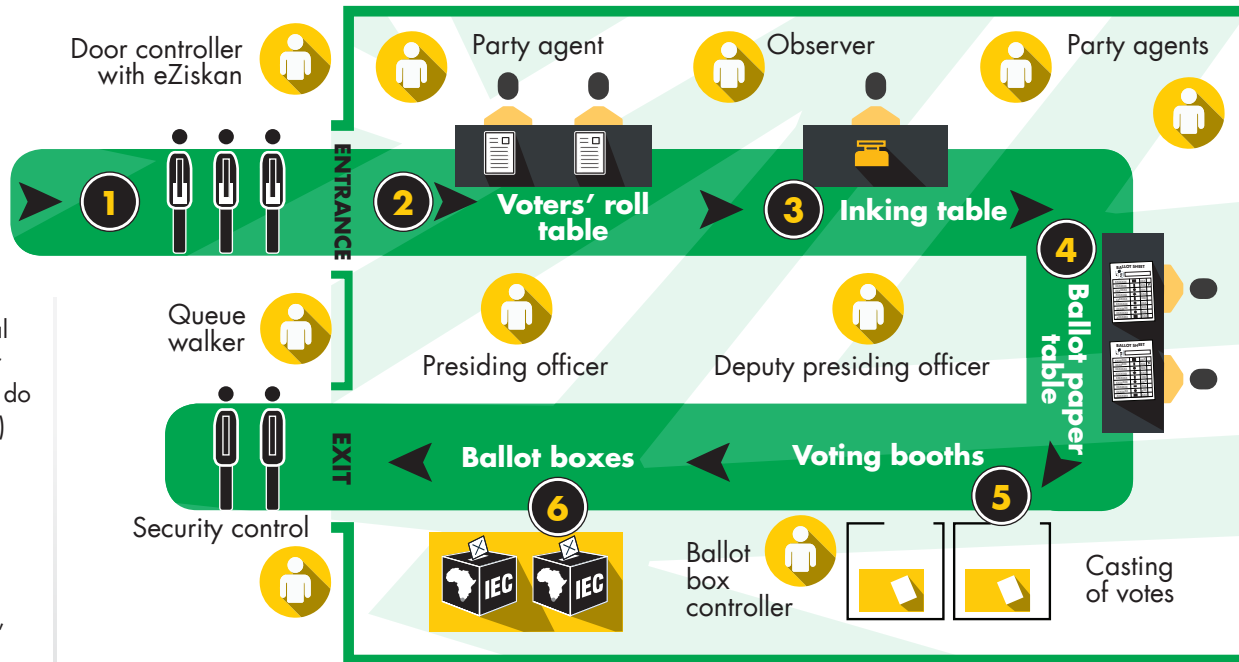
You will be given **two ballots**: one **national** and one **provincial**. These will be stamped at the back.

5

Go into the booth and make a **cross** in the box next to the name and symbol of your chosen **political party**.

6

Fold the ballots in half so no one can see who you voted for. Put the ballot papers in the **correct ballot boxes**.



Look for:

- a- African National Congress
- b- ANC **symbol and flag**
- c- **ANC**
- d- Picture of the **President**

Make your **X** inside the **empty block** next to the ANC. (Be careful not to choose another party that looks or sounds similar.)

If you need **help**, ask an official for ASSISTANCE



If you are **disabled**, or illiterate, you can bring someone **over 18** to vote for you, or ask for help from officials. (If officials help you to vote, **two party agents** must observe.)

A **SPECIAL VOTE** allows a registered voter, who **can't vote** at their voting station **on election day**, to apply to vote on a predetermined day before election day OR can't travel to your voting station because you are physically infirm, disabled or pregnant.

Make an appointment to visit your local IEC office.

THE POWER IS IN YOUR HANDS
YOUR VOTE IS YOUR SECRET!
YOUR VOTE IS YOUR CHOICE!
YOUR VOTE IS YOUR FUTURE!

No one will know who you voted for.
 Your name and identity number do not appear on the ballot paper.



A BETTER LIFE FOR ALL



#GrowSouthAfrica
 #VoteANC

www.voteanc.org.za